

# Plexo™ boxes IP 55 - IK 07

with direct entry membrane glands - 650° C



IP 55 - IK 07

Resistance to incandescent wire 650°C






For use as junction boxes in any type of normal installation circuit


Operating temperature: -25 to +40°C

Interchangeable membrane glands with direct entries for IRL tubes up to Ø16 and R02V cables, with marked cut-out for IRL tube Ø >16

Captive cover with tie. Space for marking on both sides of the cover. Fixing with vertical level adjustment. Class II is ensured by protective caps (supplied) for the fixing screws

Boxes without halogenated flame retardants (European Directive RoHS 2002/95/EC)

Pack	Cat.Nos	Round boxes
100	 Grey RAL 7035  White RAL 9010 <b>0 920 01</b> <b>0 920 02</b>	<b>Round boxes</b> Clippable covers 4 membrane glands Accepted cable and tube Ø: 4 to 20 mm Ø60 - height 40 Ø70 - height 45 Ø70 - height 45
100	<b>0 920 03</b>	
20		
100	 Grey RAL 7035 <b>0 920 05</b>	<b>Square boxes</b> Can be fixed using a tool such as a Pula 700 E nail gun 7 membrane glands <b>65 x 65 x 40 mm</b> Accepted cable and tube Ø: 4 to 20 mm Clippable covers
120	 Grey RAL 7035 <b>0 920 12</b>	
20	<b>0 920 13</b>	Accepted cable and tube Ø: 4 to 20 mm Clippable covers
50	<b>0 920 22</b>	<b>105 x 105 x 55 mm</b> Accepted cable and tube Ø: 4 to 25 mm Cover closed with a 1/4 turn
20	<b>0 920 23</b>	Accepted cable and tube Ø: 4 to 25 mm Cover closed with a 1/4 turn
50	 Grey RAL 7035 <b>0 920 11</b>	<b>80 x 80 x 45 mm</b> Clippable covers Fixed using 2 internal points (screws with max. Ø 5 mm) or on plug Cat.No. 0 319 57 Smooth faces

Pack	Cat.Nos	Accessories
1	0 312 10	Strip with four 4 mm <sup>2</sup> terminal for junctions For fitting in Plexo boxes
1	0 395 98	Black felt tip pen Indelible for marking
10	0 343 98	Nylbloc auto terminal support For up to 3 screwless connection terminals Nylbloc auto (Cat.Nos 0 343 22/23/25/28) 
		Direct fixing: - in top of Plexo boxes and industrial plastic cabinets ≥ 130 x 130 mm - on flat bar 12 x 2 mm - in bottom of fully assembled, adaptable and aluminium DLP trunkings (from 50 x 80 mm) Screw fixing: - in bottom of Plexo boxes ≥ 105 x 105 mm and industrial plastic cabinets - universal Fixing on rail with accessory Cat.No 0 048 11 (p. 200) Accessible test socket Marking zone with felt tip pen Cat.No 0 395 98 (p. 321)